

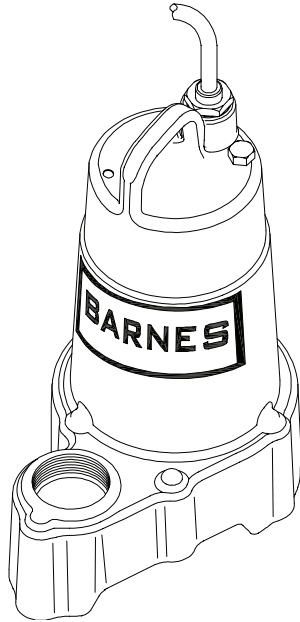
# Series SP33

1/2" Spherical Solids Handling  
Manual & Automatic, Sump/Effluent

# BARNES®

www.cranepumps.com

## Submersible Effluent Pumps



## Specifications:

DISCHARGE .....	1½" NPT, Female, Vertical
LIQUID TEMPERATURE .....	104°F (40°C) Continuous
MOTOR HOUSING .....	Cast Iron
PUMP BODY & STRAINER .....	Thermoplastic
IMPELLER: <i>Design</i> .....	10 Vane vortex, with pump out vanes on back side. Balanced, ISO G6.3
<i>Material</i> .....	Cast Iron
SHAFT .....	Stainless Steel
O-RINGS .....	Buna-N
HARDWARE .....	300 Series Stainless Steel
PAINT .....	Air Dry Enamel
SEAL: <i>Design</i> .....	Single Mechanical, Type 21
<i>Material</i> .....	Carbon/Ceramic/Buna-N
	Hardware -300 Series Stainless
CORD ENTRY .....	10 ft. (3m) or 20 ft. (6m) Cord with plug and Pressure Grommet for sealing and strain relief
UPPER BEARING.....	Single Row, Ball, Oil Lubricated
LOWER BEARING.....	Single Row, Ball, Oil Lubricated
MOTOR: <i>Design</i> .....	Oil Filled
<i>Insulation</i> .....	Class B
SINGLE PHASE.....	Permanent Split Capacitor (PSC). Includes thermal overload protection in motor
<b>LEVEL CONTROL:</b>	
SP33 .....	None
SP33A.....	Wide Angle, Mechanical, 10 ft (3m) cord or 20 ft (6m) cord
SP33VF.....	Vertical Float, PVC, Snap Action, 10 ft (3m) cord or 20 ft. (6m) cord
SP33D.....	Diaphragm switch, pressure operated, Snap Action, normally open, 10 Ft. (3m) cord
<b>MINIMUM SUMP DIA:</b>	
SP33A.....	18" (457mm)
SP33, SP33VF	
SP33D.....	11" (279mm)

## Series: SP33 1/3HP, 3450RPM, 60Hz

### DESCRIPTION:

PUMP IS DESIGNED FOR HANDLING SEWAGE EFFLUENT IN TYPICAL SEPTIC TANK/EFFLUENT APPLICATIONS.



**WARNING:**  
CANCER AND REPRODUCTIVE HARM -  
WWW.P65WARNINGS.CA.GOV



SECTION 3A  
PAGE 38  
DATE 12/18

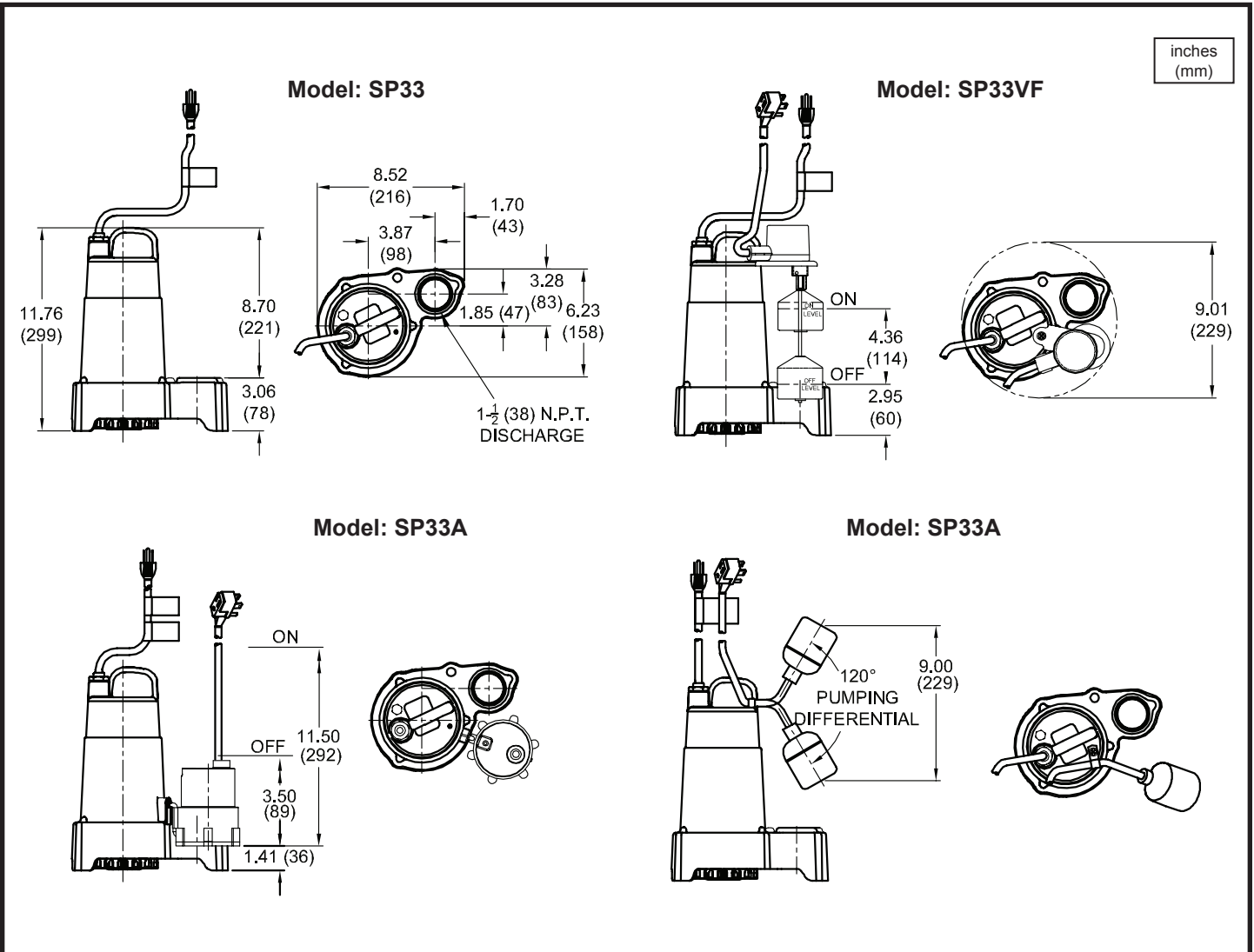
# CRANE®

A Crane Co. Company

## PUMPS & SYSTEMS

USA: (937) 778-8947 • Canada: (905) 457-6223 • International: (937) 615-3598

### Submersible Effluent Pumps



MODEL NO	PART NO	HP	VOLT/PH	Hz	RPM (Nom)	NEMA START CODE	FULL LOAD AMPS	CORD LENGTH	CORD SIZE	CORD TYPE
SP33	112547	1/3	120/1	60	3450	B	5.8	10 ft. (3m)	18/3	SJTOW
SP33X	112548	1/3	120/1	60	3450	B	5.8	20 ft. (6m)	18/3	SJTOW
SP33A	112549	1/3	120/1	60	3450	B	5.8	10 ft. (3m)	18/3	SJTOW
SP33AX	112550	1/3	120/1	60	3450	B	5.8	20 ft. (6m)	18/3	SJTOW
SP33VF	112551	1/3	120/1	60	3450	B	5.8	10 ft. (3m)	18/3	SJTOW
SP33VFX	112552	1/3	120/1	60	3450	B	5.8	20 ft. (6m)	18/3	SJTOW
SP33D	118371	1/3	120/1	60	3450	B	5.8	10 ft. (3m)	18/3	SJTOW

#### IMPORTANT !

- 1.) PUMP MAY BE OPERATED "DRY" FOR EXTENDED PERIODS WITHOUT DAMAGE TO MOTOR AND/OR SEALS.
- 2.) INSTALLATIONS SUCH AS DECORATIVE FOUNTAINS OR WATER FEATURES PROVIDED FOR VISUAL ENJOYMENT MUST BE INSTALLED IN ACCORDANCE WITH THE NATIONAL ELECTRIC CODE ANSI/NFPA 70 AND/OR THE AUTHORITY HAVING JURISDICTION. THIS PUMP IS NOT INTENDED FOR USE IN SWIMMING POOLS, RECREATIONAL WATER PARKS, OR INSTALLATIONS IN WHICH HUMAN CONTACT WITH PUMPED MEDIA IS A COMMON OCCURRENCE.

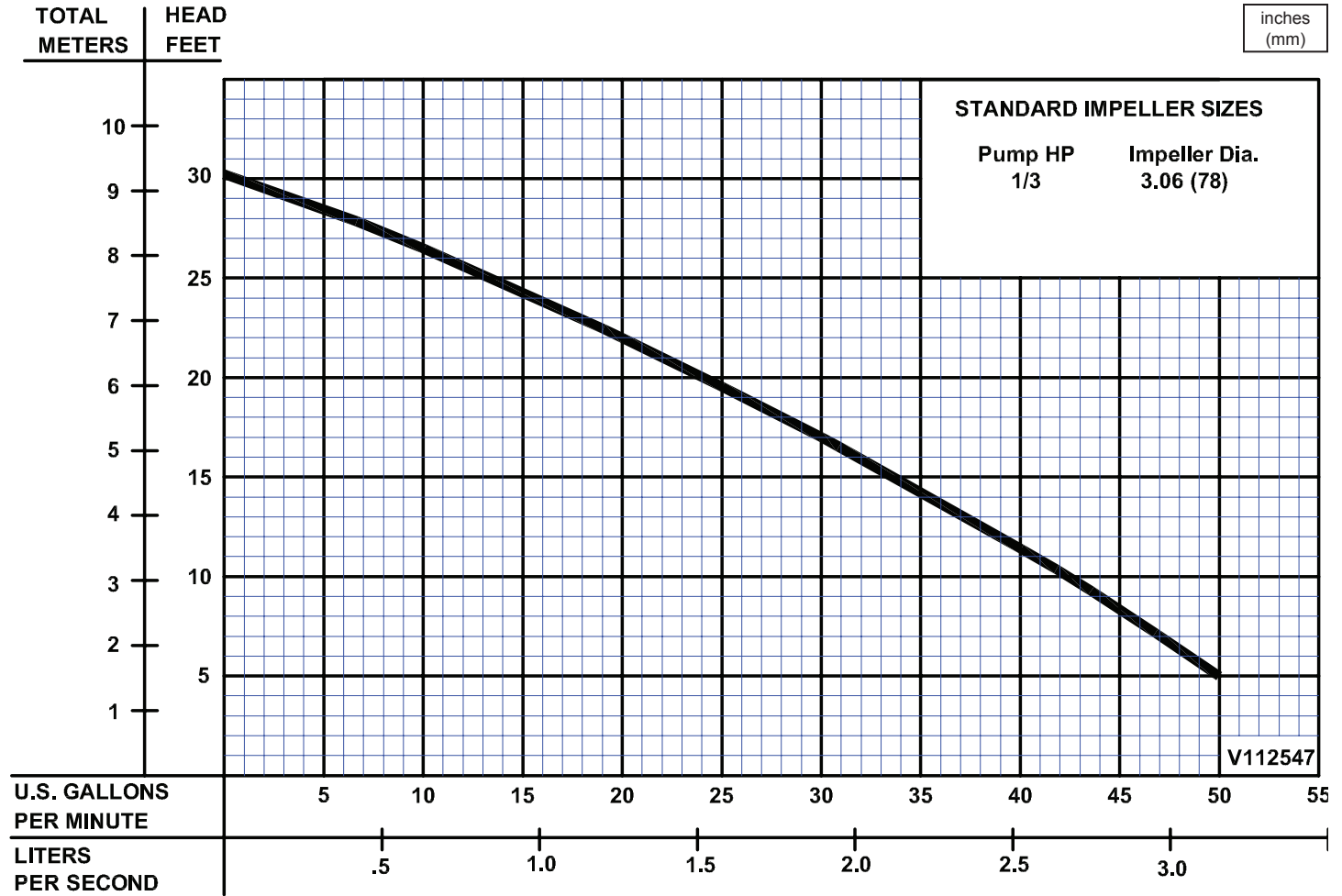
# Series SP33

Performance Curve  
1/3HP, 3450RPM, 60Hz

# BARNES®

www.cranepumps.com

## Submersible Effluent Pumps



Testing is performed with water, specific gravity 1.0 @ 68° F @ (20°C), other fluids may vary performance

SECTION 3A  
PAGE 40  
DATE 6/04

# CRANE®

A Crane Co. Company

## PUMPS & SYSTEMS

USA: (937) 778-8947 • Canada: (905) 457-6223 • International: (937) 615-3598